

使用说明书

真无线蓝牙耳机 WD6000

产品参数

型号: WD6000
蓝牙版本: V5.3
电池类型: 可充电聚合物锂电池
耳机电池容量: 25mAh
底座电池容量: 350mAh
额定电压: 3.7V
充电时间: 约 1.5h
听歌时间: 约 4.5h
通话时间: 约 3.5h
输入: DC 5V 200mA (充电盒)
支持协议: HFP/A2DP/HSP/AVRCP

所有配件

Type-c 充电线、产品使用手册、耳帽

使用产品前请仔细阅读本产品使用说明书, 并请妥善保管

Product Parameter

Model NO.: WD6000
Wireless Version: V5.3
Battery type: rechargeable polymer lithium battery
Earphone battery capacity: 25mAh
Charging case battery capacity: 350mAh
Rated voltage: 3.7V
Charging time: around 1.5 hours
Playtime: around 4.5 hours
Talk time: around 3.5 hours
Input: DC 5V 200mA (Charging case)
supporting agreement: HFP/A2DP/HSP/AVRCP

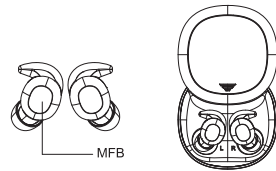
All accessories

Type-C Charging Cable, Product Manual, Ear caps

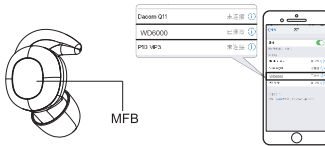
Please read this manual carefully before using the product and keep it properly

快速入门指南

按键:



配对: 关机状态下, 长按MFB键3秒开机, 或耳机在充电盒时打开充电盒上盖取出耳机, 耳机自动开机, 开机后自动进入配对状态, 当设备配对成功, 伴随提示音 "Connected".



功能操作简介

开机: 耳机从充电盒取出时, 耳机自动开机 或者在关机状态下长按3秒开机, 伴随提示音 "power on" 然后进入配对状态。

关机: 关机: 长按MFB键5秒关机, 或放回充电盒, 关闭充电盒盖子后自动关机充电。

TWS与耳机连接: 打开手机蓝牙, 点击搜索设备, 当手机找到 "WD6000" 直接点击连接, 连接成功后伴随提示音 "Connected".

接听电话: 来电时, 单击MFB接听电话。

结束电话: 通话中, 双击MFB挂断电话。

拒接电话: 来电时长按MFB键1秒, 拒接电话。

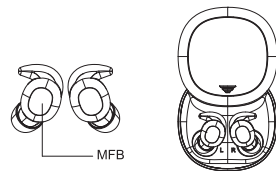
播放暂停: 连接状态下, 长按MFB键1秒实现播放/暂停

上一曲: 播放中, 三击左耳MFB, 播放上一曲。

下一曲: 播放中, 三击右耳MFB, 播放下一曲。

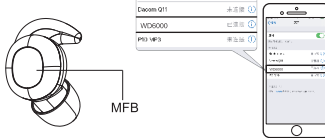


Quick start guide



Pairing:

In the off state, press and hold the MFB button for 3 seconds to turn on, or the earphones are taken out from the charging case. The earphones are automatically turned on. Automatically enter the pairing mode. When the device is paired successfully, it will be accompanied by a prompt tone "Connected".



Introduction to function operation

Power on:

When the earphone is taken out from the charging box, the earphone is automatically turned on or in the off state press and hold for 3 seconds to turn on, and then enter the pairing with the prompt tone "power on" state.

Power off:

Press and hold the MFB button for 5 seconds to turn off, or put it back in the charging case to turn off. it will automatically shut down and charge.

Connect the earphone to the mobile phone:

Turn on the bluetooth of the mobile phone, click to search for the device, when the mobile phone finds "WD6000" directly click to connect, after the connection is successful. Accompanied by the prompt tone "connected".

Answer a call:

When a call comes in, click MFB to answer the call.

End the call:

During the call, double-click the MFB to end the call

Reject the call:

When a call comes in, Long press the MFB button for 1 second to reject the call.

Play pause:

In the connected state, Long press the MFB key about 1 second realize PLAY/PAUSE

功能操作简介

语音助手: 连接上蓝牙在非播放状态, 双击MFB键松开后, 开启语音控制功能。

超过距离: 1分钟内可以回连配对过的手机设备,

超过距离后: 五分钟后关机

自动关机: 五分钟后自动关机

低电量关机: 各种开机状态中, 当电池电压低到3.2V时耳机将自动关机。

充电: 充电时长约 1.5小时, 充电时白灯闪, 充满后4颗白灯常亮。

安全规则

请勿以任何理由拆除或改装耳机, 否则可能导致耳机故障或烧毁, 这些不在保修范围

请勿将设备接触液体弄湿, 否则会造成设备严重损坏, 因设备进水而造成的损坏, 制造商将不予保修。

请勿将设备置于湿度过高或过低(0°C以下或45°C以上)的环境下。

请避免靠近儿童或动物的眼睛使用设备指示灯。

请勿在雷暴天气下使用该设备, 雷暴可导致设备工作不正常, 并增加触电的危险。

电池警告

此产品含有内置锂电池, 请勿将此产品暴露在强烈的日照下, 烘烤或扔入火中, 以免爆炸。按照当地法规处理电池, 不要当家庭垃圾处理。除非使用手册或快速入门指南中另有说明, 否则用户不得自行取出或更换产品的电池。进行此类操作存在风险, 可能损坏产品。

售后服务及说明

购机日期以本凭证购机发票为准, 不能提供有效证明的, 以生产日期为准。

质量问题不包括用户个人对音质、音色等主观差异。

外壳、说明书、包装不在保修服务范围内。

已停产的型号, 本公司仅做功能性恢复。

经销商向您做出的非本公司的承诺, 本公司不承担任何责任。

经销商信息	产品型号		经销商名称
	产品序列号		联系电话
用户信息	用户地址		销售日期
	E-mail		联系电话
	通讯地址		合格

为了维护您的权益, 请您认真填写, 并妥善保管, 作为维修时的认证

After-sales service and description

The purchase date is subject to the purchase invoice of this voucher. If no valid proof is provided, the production date shall prevail.

Quality issues do not include user's subjective differences in sound quality and timbre.

Models that have been discontinued, our company can only do functional repairs

If the dealer has made it to you that the company cannot accept it, the company does not assume any responsibility

Please do not dismantle or modify the headset for any reason, otherwise it may cause the headset to malfunction or burn out. These are not covered by the warranty

Do not get the device wet with liquids, otherwise it will cause serious damage to the device. Damage caused by water entering the device will not be covered by the manufacturer's warranty.

Do not place the device in an environment with too high or too low humidity (Below 0 ° C and above 45 ° C) Please keep the eyes of children or animals away from the indicator lights of the device

Do not use the device under thunderstorms. Thunderstorms can cause the device to work abnormally and increase the risk of electric shock.

Battery warning: This product contains a built-in lithium battery. Please do not expose this product to strong sunlight, bake it or throw it into the fire to avoid explosion. Dispose of batteries in accordance with local regulations and do not treat them as household waste. Unless otherwise specified in the user manual or quick start guide, users are not allowed to remove or replace the battery of the product by themselves. There are risks in performing such operations and may damage the product.

Introduction to function operation

Previous song: During playback, triple-click the left earphone MFB to play the previous song

Next song: During playback, triple-click the right earphone MFB to play the next song

Voice assistant: When Bluetooth is connected and in non-playing state, double-click the MFB button and release it to turn on the voice control function.

Exceeding the distance: The earphone will connect back to paired mobile devices within 1 minute

Over the distance: About 5 min Auto Power -Off

Automatic shutdown: After more than 5 minutes Auto Power -Off

Low battery shutdown: In various states, the earphone will automatically shut down when the battery voltage is lower than 3.2V

Charge:

The charging time is around 1.5 hour. The white light flashes during charging, and the four white lights are always on after charging.